



Smart Technology, Made to Care

Contact

Door / Window Sensor



The new Insight range combines modern aesthetic design with the high performance and robustness demanded by installers.

The Contact (Door and Window Contact) is an innovative door entry and exit solution. The sleek, wireless design comprising of a magnetic contact and detection device, has multiple operating modes that result in one device for all applications (see reverse). Contact is simple to configure and easy to use.

Contact

Door / Window Contact

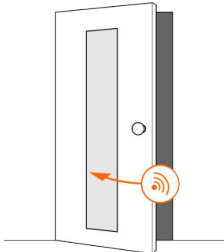
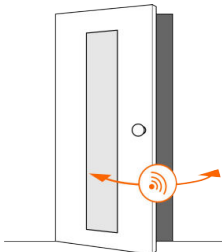
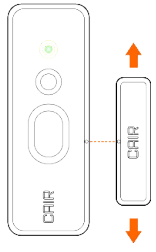
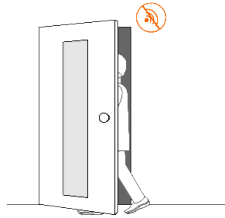

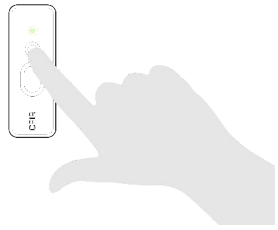


Features list

- Multiple configurable options
- Sleek minimal design
- Interoperable
- Waterproof

Specifications

Compatibility	Tunstall / TeleAlarm / Custom
Operating Frequency	869 MHz / Custom
Dimensions	Device - L94 x W33 x D12.3mm Magnet - L50 x W14.5 x D11.5mm
Replaceable Battery	CR 2450 Coin Cell
Battery Life	3 years under the following conditions - 5 alarm transmissions per day
Auto Low Battery	Battery tested daily
Mounting Options	Screw fixture / Adhesive
Wireless Range	600m line of sight
Waterproof	IP-67 standard
Operating Temp.	-10°C to +55°C
Compliance	CE / RoHS 2 / RED
Warranty	24 months

<p>Open Mode</p>  <p>Alerts when door/window is opened</p>	<p>Open and Closed (virtual) Mode</p>  <p>Alerts when door/window is opened and closed</p>	<p>Installer Mode</p>  <p>Allows correct alignment of the magnet without transmitting alerts</p>
<p>Carer Entry/Exit Mode</p>  <p>Ideal for carers, press upon entry or exit to avoid transmitting an alert</p>	<p>Door Left Open Modes</p>  <p>Alerts when door/window is opened and repeats alert until it is closed. Can also be set to door/window left open only</p>	<p>Simple On/Off Button</p>  <p>Small button can be used as on/off button. Feature can be enabled or disabled</p>



Cair (UK) Ltd.

Hanson Lane, Halifax, West Yorkshire, HX1 4SD

T: 01422 399 155 E: sales@we-cair.com W: www.we-cair.com